

# Greatstone School Nursery



Welcome to Jellyfish Class





Hello, I am Mrs Bovington.

I am the Early Years  
Lead.

I teach Turtle Class in the primary  
school and I am also responsible for  
the entire early years team.

I teach in the Nursery on a Wednesday  
& Thursday and spend time in both  
classes

Hello, I am Nadia.

I am the Nursery  
Leader.

I am also a Nursery  
Practitioner and work in  
Starfish Class.



Hello, I am Miss Turner.

I am one of the Nursery's  
Early Years Teachers.

I teach on Monday &  
Tuesday in both the  
Starfish and Jellyfish  
classes.



Hello, I am Charlie. I  
am a Nursery  
Practitioner at  
Greatstone School  
Nursery and I am in  
Jellyfish Class.



Hello, I am Claire.  
I am a Nursery  
Practitioner at  
Greatstone School  
Nursery and I am  
Jellyfish Class.

Hello, I am Regan.  
I am a Nursery  
Practitioner at  
Greatstone School  
Nursery and I am in  
Jellyfish Class.



Hello, I am Lisa.

I am the Administrator  
at Greatstone School  
Nursery.

I deal with admissions,  
sessions and funding.



**We all look forward to having  
lots of fun with you!**






# Where do I put all of my personal belongings?



You will have your own peg to hang your coat and bag on. Your wellies will go underneath your peg.

You will also have your own tray; this is where you can store your creations to take home.



If you are staying for lunch and have a packed lunch, you will put your lunch bag here.

You can store your  
water bottle in this  
box.



You can also store  
your snack pots in  
this box.





# What will my classroom look like?

Our classroom is divided up into lots of exciting areas. You can play either inside or outside.



You can get messy in the creative art and craft area.

And, you can also play with the water at our water station.





Or, maybe you would like to build a sandcastle in the sand tray.

You can also read a book in the cosy book area.



If none of that tickles your fancy, you might like to build a rocket in the construction area.



You could even role play in the home corner and pretend to be your mummy or daddy.



Or maybe you would like to build a train track.

You can even play in the Shop Area,





## But what about outside?



Do you like riding a tricycle? If so, you can do this here.



You can also play in the mud kitchen and make delicious mud pies.

Or, maybe you would like to read a book in our fairy reading area.





Do like playing with water?

Then, you will have lots of fun playing with our new water wall!

Can you build a house? You can build a house in our construction area.



Or, maybe you would like to dig and build in the large sandpit.



You can also have  
lots of fun at our  
water station.



And, you can run,  
jump and skip as well  
as balance and climb  
on the apparatus.



Also, you can dig  
with the big  
diggers.







# Where do I go to the toilet?

If you wear a nappy, an adult will change your nappy on the nappy mat, which is in the toilet area



If you are toilet training, you can use one of our potties. These can be found in our toilet area. Ask an adult to help you.

If you are toilet trained, you can use the toilet at any time. These are in our classroom, just here.



# Will I be able to eat and drink in the Jellyfish Class?



You can have a drink from your own water bottle at any time.



You will be able to eat your snack pot at our group snack time. We sit around this table.



If you are staying for lunch, you will eat your packed lunch at our dinner tables.




# How long will I be at Nursery for?

You may be here for the morning or the afternoon, or maybe you will be here all day. Ask your mummy or daddy.



In the morning, we dance and sing songs to wake up our muscles and get us ready to play.

We also have small group story at the end of the day.

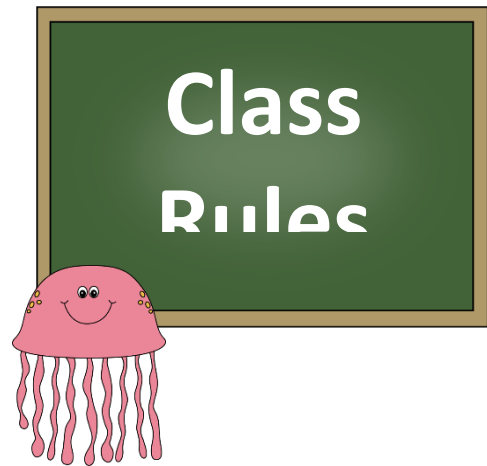




# What are the rules?



We have a few class rules which we will share with you on your first day.



- 1. Choose it**
- 2. Use it**
- 3. Put it away**

When you are playing we always ask you to 'choose it, use it and put it away.'

You can also try to fill your bucket (to win a prize) by displaying Effective Characteristics of Learning.





We look forward to meeting you and cannot wait for you to come and play.

See you soon!



What will I need at Nursery...

- .. A change bag containing a complete change clothes including socks and underwear . (More than one set if potty/toilet training).
- .. If required, nappies/pull-ups and wipes.
- .. Wellies -that can be left at Nursery all year.
- .. A wet suit—for water play and wet weather outdoor activities.
- .. Warm coat and winter hat
- .. Suncream and Sun hat (as per our suncream policy) during the warmer weather.
- .. A named drinks bottle—containing water (juice is only permitted with lunch)
- .. If you are staying for a lunch session and having a packed lunch you will need a lunch box or bag. This must be clearly named as we have several identical bags and due to food allergies must ensure that each child receives the correct lunch.